

TOPDON CATALOG 2022



TOPDON makes repair jobs easy. Whether you are a professional, DIY gearhead, or beginner, you can leverage TOPDON's expertise. TOPDON cares about supporting customers through the entire repair process, from the initial diagnosis to the final report. We help you get what you need.

Founded in 2017 TOPDON quickly gathered a group of automotive experts, DIY gearheads, and trained technicians to provide users with premium services. Our founder is a pioneer in the automotive aftermarket distribution channel with over 20 years experience. He knows our clients needs, with a keenly trained eye toward our industry, products, and clients. We focus not only on current needs but also prepare for future trends so we can always offer the best solutions for our customers.

Whether it's one more solution or one more innovation, our customers' smiles are the reason we keep going. Today, TOPDON has over 100 industry-leading engineers and over 140 intellectual properties. We are focused on accuracy, efficiency, and creating cutting-edge technology solutions for our customers.

CONTENT

DIAGNOSTIC TOOLS

1.ADAS Calibration

Phoenix ADAS Mobile
Phoenix ADAS Mobile Accessories

2.Professional Diagnostics Scanners

Phoenix Remote
Phoenix Max
Phoenix Smart
Phoenix Elite

3.Mid-Level Diagnostics Tools

ArtiDiag900
ArtiDiag800 BT
ArtiDiag800
ArtiDiag600 S
ArtiDiag500 S
ArtiDiag600
ArtiDiag500

4.Code Readers

ArtiLink600
ArtiLink500 B
ArtiLink500
ArtiLink400
ArtiLink300
ArtiLink200
SmartDiag Mini

BATTERY SERVICE

1.Battery Testers

BT600
BT300P
BT200
BT100
BT50
BT20
BTMobile ProS
BTMobile Pro
BTMobile Lite

2.Jump Starters

JumpSurge3000
JumpSurge2000
JumpSurge1200

3.Power Station

Hurricane200

4.Battery Chargers

Tornado90000
Tornado30000
TB8000
TB6000Pro
Tornado4000
Tornado1200

KEY PROGRAMMING

1.T-NINJA

T-Ninja1000
T-Ninja Box

2.TOP KEY

OTHERS

1.ITC 629

2.TC001/TC002

DIAGNOSTIC TOOLS


ADAS Calibration

Phoenix ADAS Mobile

The Phoenix ADAS Mobile is a foldable calibration frame that offers unmatched portability and convenience, making auto shops even more productive and profitable. Compatible with TOPDON's Phoenix Series of diagnostic scanners, this device gives professionals the capability to work on most modern cars. This is a must-have tool for professional collision shops, components, and parts specialists, as well as any auto body shop that provides services such as window repair, trunk & bumper cover replacement, wheel alignment, suspension repair, and many other services.

24 OE-Size Targets Included:

Honda LAM01-04-L	Nissan LAM01-07-L
Honda LAM01-04-R	Nissan LAM01-07-R
Honda LAM01-17	Renault/Nissan LAM01-12-L
Honda LAM01-20	Renault/Nissan LAM01-12-R
Hyundai/Kia LAC01-13	Subaru LAM01-15
Hyundai/Kia LAM01-09	Subaru-LDW LAM01-21
Mazda LAM01-10	Suzuki LAM01-18-L
Mazda LAM01-16-L	Suzuki LAM01-18-R
Mazda LAM01-16-R	Toyota LAM01-06-1
Mercedes-Benz LAM01-01	Toyota LAM01-06-2
Mitsubishi LAM01-19-L	Toyota LAM01-06-3
Mitsubishi LAM01-19-R	VW/Audi LAM01-02





Quick Set Up

The Phoenix ADAS Mobile features a collapsible design with foldable arms and folding base legs for convenience, easy storage, and unmatched portability. Experienced technicians can quickly set up the tool in 30 minutes or less and do the job from anywhere.

Unmatched Precision

A high-precision 5-axis laser will assist you in positioning the ADAS calibration tool with exactness. Featuring a multifunctional base with 360-degree swivel wheels and easy center-positioning, the Phoenix ADAS Mobile allows you to adjust the height and make adaptations to calibrate when working on uneven ground.

Expandable Coverage

The Phoenix ADAS Mobile covers most US, European, and Asian car brands, including a wide variety of targets. The standard package comes with a Five Line Laser, Cross Laser, and a Laser Reflector; Auxiliary Mirror; L-Type Positioning Bracket; Plump Bob; Targets Storage Case; Two Targets Extension Rods and Accessories Case.

Phoenix ADAS Mobile Accessories

Purchase Additional Accessories and Work on All ADAS Systems

To expand the capabilities of the Phoenix ADAS Mobile customers can purchase add-ons covering all ADAS systems such as Adaptive Cruise Control, Around View Monitoring, Blind Spot Detection, and Lane Departure Warning.

Phoenix ADAS Mobile Basic Package

The Phoenix Mobile ADAS Basic Package comes with a Five Axis Laser; a Cross Laser; a Laser Reflector; an Auxiliary Mirror; an L-Type Positioning Bracket; Plumb Bob; Targets Storage Bracket; two Targets Extension Rods as well as 24 Lane Departure Warning (LDW) targets.

Phoenix ADAS Mobile Deluxe Package

The Phoenix Mobile ADAS Deluxe Package comes with the full set of accessories, all of the 24 LDW targets from the standard package, and the following targets: AVM AS (Asian Rear 360 Surround View Camera) targets, AVM EU (Europe Rear 360 Surround View Camera) targets and AVM AM(American Rear 360 Surround View Camera) targets.

Phoenix ADAS Mobile Max Package

The Phoenix Mobile ADAS Deluxe Package comes with the full set of accessories, all of the 24 LDW targets from the standard package, and the following targets: AVM AS (Asian Rear 360 Surround View Camera) targets, AVM EU (Europe Rear 360 Surround View Camera) targets, AVM AM(American Rear 360 Surround View Camera) targets, and ACC, Radar, & Doppler Panels.

OPTIONS INCLUDE:

(LAC05-03) Corner Reflector, ACC/BSD

Coverage: Honda, Lexus, Mazda, Mitsubishi, Subaru, Toyota.

(LAC05-04) Doppler Simulator, BSD

Coverage: Audi, Skoda, Volkswagen.

(LAM05-02) ACC Target

Coverage: Alfa Romeo, Audi, BMW, Hyundai, Infiniti, Jeep, Kia, Mini, Mitsubishi, Nissan, Porsche, Rolls-Royce, Seat, Skoda, Suzuki.

(LAC04-14) VW AVM Panels, VW-AVM

Coverage: Audi, Volkswagen.

(LAC04-13) Mitsubishi AVM Panels, AVM

Coverage: Mitsubishi.

Rear Camera & AVM Panels (American)

Coverage: Mercedes, Renault, Volkswagen.

(LAC04-15) Nissan AVM Panels, Nissan-RCW

Coverage: Infiniti, Nissan.

(LAM01-11) Romeo Nissan Single Target, LDW


Coverage: Alfa Romeo.

Rear Camera & AVM Panels (Asian)

Coverage: Honda, Hyundai, Mitsubishi,Nissan.

Rear Camera & AVM Panels (European)

Coverage: Mercedes, Renault, Volkswagen.





TOPDON®'s Phoenix Remote™ is an automotive diagnostic scanner with extensive coverage of over 200 vehicle models. Featuring Remote Diagnostics, this tool offers unprecedented insight and convenience. This functionality enables real-time communication among tools, completes remote diagnosis of vehicles without space constraints, and leverages OE-level functions, making it a truly pioneering device.

Professional Diagnostics Scanners

Phoenix Remote

Ultimate Coverage

- Works on more than 200 passenger cars and new energy models. Access to advanced functions for various vehicle makes.

Superb Remote Diagnosis

- Connect remotely to the user's car and performing full-system diagnostics and remote services.

Augmented Reality Glasses (additional accessory)

- Using AR (Augmented Reality) glasses, professionals can mark trouble spots and view synchronized maintenance information on the service platform.

HD Add on (Optional)

ADAS Add on (Optional)

Battery Tester (Optional)

Professional Diagnostics Scanners

Phoenix Max

Diagnose Component Level Faults with the 4-Channel Oscilloscope

- The included 4-Channel Oscilloscope allows you to diagnose component and circuit faults with even more precision. With its color-coded channels, you can analyze and compare multiple components with ease.
- Fix those hard-to-find intermittent problems by evaluating sensors, ignition components, pressure/vacuum related faults, and much more with pinpoint accuracy.
- The 9300mAh battery powers the huge 13.3" screen for a day packed with diagnostics. The Phoenix Max has 8GB RAM and 256GB of memory and the advanced MDCI Pro with J2534 pass-through included allows users to perform complex tasks with ease.

Heavy Duty Cable Add-on (Optional)

ADAS Add on (Optional)

Battery Tester (Optional)



The Phoenix Max® is the newest cutting-edge automotive diagnostic scanner in the Phoenix Series. Its heavy-duty housing with IP65 standards offers the needed durability for shop owners who are looking for a long-term investment. This is an all-in-one tool with a wide array of functions that will expand any technicians' capacity to perform a complete analysis of all vehicle systems and complete more complex jobs.



Phoenix Smart

Performs Online Programming and Coding on Even More Brands

- The Phoenix Smart supports online programming functions for over 9 car brands and Online Coding Functions.

Access to Advanced Features

- This core scanner can unlock advanced features for various makes and models.

The MDCI Gets You Covered

- This advanced diagnostic tool comes with the MDCI (Modular Diagnostics & Communication Interface), an updated wireless VCI that supports the latest protocols, such as J2534, DoIP, CAN FD, D-PDU, and RP1210.

The Phoenix Smart® is TOPDON's new generation of intelligent diagnostic tools. Equipped with quad-core processors and a 10.1" HD touch screen, this tool allows you to diagnose fault codes and trouble codes with one click. Combined with the MDCI, this scanner offers unprecedented coverage, intelligent diagnosis, and a wide array of maintenance functions.

Heavy Duty Cable Add-on (Optional)

ADAS Add on (Optional)

Battery Tester (Optional)



Phoenix Elite

Broad Coverage and Comprehensive Database

- This core diagnostic scanner supports full system fault diagnosis of more than 200 Asian, American, and European models.

Bluetooth VCI with CAN FD Protocol

- The Phoenix Elite comes with an updated VCI compatible with the CAN FD protocol, making this a must-have device to work on the most modern cars.

View All Fault Codes in One Screen!

- The Topology Mapping shows the entire status of the car's system in a tree diagram for a relational perspective of issues.

The Phoenix Elite is a professional-grade diagnostic scanner that offers OE-level quality. With an LCD 10.1" screen, 4-Core 2.0 GHz Processor, and Android 10, this tool provides fast and precise diagnostic capabilities. Its topology feature lets technicians have a clear picture of the automobile's systems and quickly find communication issues or identify trouble codes. This tool can perform active tests, coding, initializations, memory resets, and much more.

ADAS Add on (Optional)

Battery Tester (Optional)



PHOENIX SERIES COMPARISON CHART

Phoenix Elite	Phoenix Smart	Phoenix Max	Phoenix Remote
Full-system diagnostic for over 200 models	All the Phoenix Elite Features, plus:	All the Phoenix Smart Features, plus:	All the Phoenix Smart Features, plus:
Guided Procedures for VAG Vehicles	Access to Advanced Functions	Improved Hardware	Improved Remote Diagnostic Capabilities
FCA Secure Gateway Access	MDCI With J2534, DoIP, CAN FD, D-PDU, and RP1210.	13" Screen	Supports Augmented Reality
TOPOLOGY Mapping	Cloud-based Programming and Coding	4-Channel Oscilloscope Included	Bluetooth VCI with J2534, CAN2.0, DoIP, and CAN FD Protocols
28 Maintenance Service Functions	Heavy-Duty Cable add-on (Optional)	Supports 9V to 24V Vehicles, Configuring Passenger Cars and Heavy Trucks (Optional)	
AutoVIN Technology		Heavy-Duty Cable add-on (Optional)	
Bluetooth VCI with CAN FD Protocol			

Expand your Capabilities Combining the Phoenix Series with More TOPDON Tools

- The Phoenix Elite, Smart, Max, and Remote are compatible with the Phoenix ADAS Mobile and BT Mobile ProS.
- By combining these tools, you can turn your advanced diagnostic scanner into a battery tester and ADAS calibration tool!

ArtiDiag900

- **Full System Diagnosis Function:** read fault codes, erase fault codes, read data stream
- **Provide Maintenance Service, Such as:** Oil Reset, EPB Reset, Throttle Adaptation, Steering Angle Reset, ABS Bleeding.
- **Key Programming:** Add keys and erases keys with ease. (Expansion kits available) .
- **Easily Save and Review Reports:** The ArtiFolder automatically stores all your saved scan reports. Easily access previous repairing information to review and compare.
- **Record dynamic data streams for playback.**

The ArtiDiag 900 is TOPDON's newest mid-level diagnostic scanner. The ArtiDiag900 offers OBD2 and EOBD compatibility, giving technicians even more capabilities to work on a variety of US, European and Asian vehicles. It offers full-system diagnostics of all electronic control systems on a wide array of makes and models and many maintenance service functions.



Mid-Level Diagnostics Tools

ArtiDiag800BT

Access Special Functions and Complete the Job

- The ArtiDiag 800BT includes a comprehensive database with many Maintenance Service Functions.
- These functions allow you to perform various resets, such as Oil, SAS, EPB, BMS, DPF, EGR, TPMS, Sunroof, Suspension, Gearbox, Immobilizer, and AFS Headlamp. The special functions also cover Injector Coding, Gear Learning, Throttle Adaptation, and ABS Bleeding.

The ArtiDiag800 BT is an automotive diagnostics tool perfect for those who need detailed, accurate information that regular diagnostics tools cannot provide. The ArtiDiag800BT offers AutoVIN tech, the most essential computer resets, and live data graphing. By combining full OBD2 functions, 28 maintenance service functions, and vehicle info reading, the ArtiDiag800 BT gives serious technicians like you unparalleled insight and capabilities to fix automotive computer issues.





Mid-Level Diagnostics Tools

ArtiDiag800

- All Available System Diagnostics: for 72 mainstream car brands worldwide to diagnose systems as Engine, Transmission, Airbag, ABS, ESP, TPMS, Immobilizer, Gateway, Steering, Radio, Air Conditioning, and many others.
- 15 Maintenance Services: Oil Reset, SAS, EBP, BMS Reset, DPF, ABS Bleeding, Immobilizer, Sunroof Reset, Suspension Reset, Gearbox Reset, AFS Headlam Reset, Injector Coding, Gear Learning, TPMS Reset, Throttle Adaptation.
- Retrieve ECU Information: Read/Clear DTCs; Graphic Live Data Stream can be merged for easier comparison.
- One-Touch AutoVIN Technology: save manual selections to identify car make / model / year, and head you towards the proper diagnostics.
- Diagnostic result will be generated automatically, saved as a report, and shared via email.
- One-Touch Software Update via Wi-Fi.
- Feedback Function: get timely online technical assistance.
- ArtiFolder: save diagnostic reports, data stream records, and screenshots.

The ArtiDiag 800 provides OE level diagnostics and code reading for Domestic, Euro, and Asian vehicles. Focusing on the mid-level automotive specialists, its AutoVIN Tech provides all the information you need to provide a full system diagnosis of the vehicle's entire network. It also offers 15 special maintenance service functions to assist in the most common repairs.

COMPARISON OF AD800 vs 800BT vs AD900

ArtiDiag800	ArtiDiag800 BT	ArtiDiag900
	All the ArtiDiag800 Features, plus:	All ArtiDiag800 BT Features, plus:
Full-System Diagnostics for 54 Brands	5.99" LCD Screen	8" LCD Screen with Improved Resolution
7" LCD Screen	1.3 GHz Quad-Core Processor	500MP Camera
1 GHz Quad-Core Processor	Bluetooth VCI	Expanded Storage Capacity of 32G ROM Memory
15 Maintenance Service Functions	28 Maintenance Service Functions	Full OBD2 and EOBD Testing Capabilities
Displays the Car's Battery Voltage in Real-Time		



Mid-Level Diagnostics Tools

ArtiDiag600 S

All of the ArtiDiag 500 Features, Plus:

- Supports 8 Maintenance Service Functions: Oil, Brake, SAS, BMS, ETS, DPF, and TPMS Resets, as well as ABS Bleeding.

TOPDON's ArtiDiag600 S is a diagnostic scanner that provides essential information on US, Euro, and Asian vehicle models. This tool offers a complete analysis of the four main systems in a car for quick and efficient repairs. Expanding your array of capabilities, it includes a total of eight maintenance functions (Oil, Brake, SAS, BMS, DPF, TPMS Resets, and ABS Bleeding.)

Mid-Level Diagnostics Tools

ArtiDiag500 S

- Complete Diagnostics of 4 Main Systems (Engine, Transmission, Airbag, And ABS).
- Supports 5 Maintenance Service Functions: Oil, BMS, ETS, and DPF Resets, as well as ABS Bleeding.
- Vast Database With Over 90 Vehicle Models.
- Reads/Clears DTCs and Reads Data Stream.
- Identifies The VIN Number, ECU Name, ECU Identifier, and ECU Serial Number.
- Checks All Systems and Clears all Codes With Just One Tap.
- Records Dynamic Data Streams For Playback at Any Time.
- Displays Up To 4 Data Streams Simultaneously.
- Automatically Generates Diagnostic Reports.
- Free Lifetime Updates.
- AutoVIN Technology.
- Online Feedback.

The ArtiDiag 500S is a mid-level diagnostics tool that is both practical and versatile. This tool can run the most essential tests, produce diagnostic reports, and read/clear fault codes. Featuring AutoVIN technology, this device automatically identifies the vehicle information, providing more efficient and accurate results. With an easy-to-use interface, the ArtiDiag 500S will be your go-to tool for any diagnostic project.



FEATURES AND COMPARISON OF AD500S VS AD600S

Complete Diagnostics and a Huge Database

■ With the ArtiDiag500 S and 600S, you can perform complete diagnostics of the main systems in a car's computer: **Engine, Transmission, Airbag, and ABS**. These tools include the most essential functions to do crucial work on **over 90 vehicle models**.

Faster Performance for Timely Services

- These tools allow you to rapidly check all systems and clear all codes with just one tap.
- The **Online Feedback** lets you submit issues and requests directly to technical support.
- Easily record dynamic data streams for playback at any time. You can simultaneously display up to 4 data streams for a clear view of different systems and accurate data comparisons.

ArtiDiag500 S

5" LCD Screen

Diagnostics of 4 Main Systems

Full OBD2 Functions (Reads & Clears DTCs, View Live Data/Freeze Frame Data, and much more)

Access To ECU Information

Displays, Graphs, and Merges Live Data Stream

Automatically Generates Diagnostic Reports

Free Lifetime Updates

Vehicle's History Function

Displays the Car's Battery Voltage in Real-Time

AutoVIN Technology

5 Maintenance Service Functions: Oil, BMS, ETS, and DPF Resets, as well as ABS Bleeding

ArtiDiag600 S

All the ArtiDiag500 S Features, Plus:

8 Maintenance Service Functions: Oil, Brake, SAS, BMS, ETS, DPF, and TPMS Resets, as well as ABS Bleeding.

Mid-Level Diagnostics Tools

ArtiDiag600

Features All ArtiDiag500 Functions Plus:

- 5 Maintenance Services: Brake, Oil, SAS, and TPMS Resets, as well as Throttle Relearn
- Diagnose 4 Main Systems (Engine, Transmission, ABS, and SRS) of 42 Brands
- Access to ECU Information
- Reads/Clears DTCs, Reads Vehicle Information, Views Freeze Frame Data, and More
- Displays, Graphs, and Merges Live Data Stream
- Includes AutoVIN Technology
- Provides the Vehicle's History Function
- Automatically Generates Diagnostic Reports
- Displays the Car's Battery Voltage in Real-Time
- DTC Look-up Library
- Online Feedback

The ArtiDiag600 is a mid-level scanner that provides the most essential information on US, Euro, and Asian cars. It performs diagnostics of the Engine, Transmission, ABS, and SRS Systems through a user-friendly interface. The vehicle history function eliminates the guesswork by recovering previous settings to fix computer tech issues faster and easier. Best of all, its AutoVIN feature allows for fast vehicle identification.



Mid-Level Diagnostics Tools

ArtiDiag500

- Supports 42 vehicle makes for PCM, TCM, ABS, and SRS diagnosis.
- Reads version information and fault codes, clears fault codes, and reads data stream functions.
- AutoVIN tech provides automatic vehicle identification for a quick diagnosis.
- Android 7.1 operating system provides a smooth operation of the product.
- Diagnostic history function lets users view previous diagnostic reports at any time.
- Feedback function: Users get feedback quickly to help them solve vehicle issues more efficiently.
- A Combination of physical buttons and a touch screen gives a more versatile interface while operating.
- Online one-click upgrades: A convenient way for users to be up to speed at any time;
- Free lifetime upgrades.

The ArtiDiag500 is a streamlined diagnostic scanner that takes care of common and critical diagnostic tasks. The tool operates through an easy-to-use interface that is perfect for all users.

The ArtiDiag500 graphs and even merges live data streams for a quick and convenient analysis. It includes more advanced functions such as AutoVIN technology for instant vehicle identification and runs 4 System Diagnostics.



Code Readers

ArtiLink600

Features All ArtiLink500 Functions Plus:

- ABS & SRS Testing
- 3 Maintenance Services: Oil Reset for 53 car brands; SAS Reset for 41 car brands; BMS Reset for 22 car brands
- Built-in Speaker
- 3.5" Color Screen
- Expanded Multilingual Menu (8): English, Spanish, Italian, German, Japanese, Russian, French, and Portuguese



The ArtiLink600 is an automotive computer scan tool. Providing professional-level diagnostic features at a reasonable price point and a user-friendly interface. The intuitive interface allows beginners to run essential and advanced diagnostic tests with ease, reducing your shop's downtime. With the AL600, anyone can run ABS, SRS, and OBD2 Tests, record data, access DTC libraries, and more.

Code Readers

ArtiLink500B

Full OBD Capabilities

- Offers All OBD Test Modes for Robust and Accurate Testing
- Reads & Erases Code
- Graphs Live Data
- Views Freeze Frame Data
- Looks Up Vehicle Info

Battery Tests

- Runs Battery, Charging, Starting, and System Tests
- Checks Cold Starts, State-of-Health, and More

And More

- Includes an LED Light in its OBD2 Connector
(Prints Results Via PC)
(2.8" Color Screen)
- lifetime free update
- data playback

The ArtiLink500B is TOPDON's newest all-in-one tool that works as an OBD2 code reader and a battery tester. This product includes complete OBD2 functionalities, able to read and erase codes, view freeze frame data, identify the vehicle's information, and more.

With this tool, you can easily check a vehicle's emissions monitor status and identify problems in a vehicle's computers. Offering expanded capabilities, the AL500B can accurately measure the battery's actual cold start current capacity, state of health, and more. Get complete reports on the starting and charging systems for even more convenient car maintenance services.



Code Readers

ArtiLink500

- Views Essential Data
- Reads and Erases Codes with Ease
- Views Vehicle Information and Freeze Frame Data
- Retrieves I/M Readiness Status, O2 Sensor Test, EVAP, and On-Board Monitor Test
- DTC Lookup
- Graphs Live Data
- OBD2 Connector with LED Flashlight
- Free Software Updates
- Print Results Via PC
- 2.8" Color Screen
- Multilingual Menu (7): English, French, German, Spanish, Portuguese, Russian, Japanese



The ArtiLink500 is a diagnostic scan tool that supports all 10 OBD2 modes for most vehicles made as far back as 1996. This device offers a one-click "Readiness Test Status" for smog tests and quickly retrieves VIN, CIN, and CVN information. With the ArtiLink 500, you get powerful functions at an affordable price point.

COMPARISON OF AL500 vs AL600

AL500		AL600	
FEATURES	Reads & Clears DTCs	FEATURES	All AL500 Features and plus
	Views Freeze Frame Data		ABS & SRS Testing
	Retrieves I/M Readiness Status		3 Maintenance Services: Oil Reset for 53 car brands; SAS Reset for 41 car brands; BMS Reset for 22 car brands
	Views Vehicle Information		
	O2 Sensor Test		Built-in Speaker
	On-board Monitor Test		
	DTC Lookup		Multilingual Menu (8): English, Spanish, Italian, German, Japanese, Russian, French, and Portuguese.
	Graphs Live Data		
	OBD2 Connector LED		
	Free Software Updates		
	EVAP Test		
	Print Via PC		
	Multilingual Menu (7): English, French, German, Spanish, Portuguese, Russian, Japanese		
SPECIFICATIONS	Display: LCD 2.8-Inch: 320*240	SPECIFICATIONS	Display: 3.5-Inch LCD; 320*480
	Operating voltage: 9~18V		Operating Voltage: 9~18V
	Weight: 270g(9.52 oz)		Weight: 535g (18.87 oz)
	Storage Temperature: -20°C ~70°C (-4°F ~158°F)		Storage Temperature: -20°C ~70°C (-4°F ~158°F)
	Operating Temperature: -10°C~50°C (14°F~122°F)		Operating Temperature: -10°C~50°C (14°F~122°F)
	Dimension: 163.6*94.3*31.4mm (6.44*3.71*1.23 inches)		Unit Dimension: 215*114.1*34.5mm (8.46*4.49*1.36 inch)

Code Readers

ArtiLink400

- Reads & Clears DTCs
- Reads Live Data
- I/M Readiness Monitor Status
- View Freeze Frame Data
- O2 Sensor Test
- On-Board Monitor Test
- EVAP Test
- Reads Vehicle Information
- DTC Lookup
- Review Data
- LED light

The ArtiLink400 is TOPDON's new OBD2 scanner. This device clears codes, resets the check engine light, checks emissions systems, and identifies basic car problems. It's designed to provide the best diagnostic experience for DIY users and professional technicians. Compatible with most vehicles made in or after 1996, it reads, defines, and helps you solve generic and manufacturer-specific trouble codes.





Code Readers

ArtiLink300

- Supports Full Modes of OBDII Diagnostics for most 1996 and newer vehicles
- Reads and Clears Codes
- Supports CAN, ISO9141, KWP2000, J1850 PWM, and J1859VPW Protocols
- No External Battery Required - Just Plug & Play
- Turns off The Check Engine Light and Retrieves I/M Readiness Status for an Easy Smog Test
- Provides Freeze Frame Data Retrieval and Views Vehicle Records
- Includes a DTC Lookup Library for Detailed Information
- Multilingual Menu

The ArtiLink300 is an easy-to-use diagnostic tool that offers more advanced features for essential automotive repair work. The AL300 introduces O2 Sensor Tests and a DTC Lookup Library, expanding your testing capabilities.



Code Readers

ArtiLink200

- Reads and Erases Codes with Ease
- Views Vehicle Information and Freeze Frame Data
- Retrieves I/M Readiness Status

The ArtiLink200 is an intuitive diagnostic tool that gives technicians key information about a car's computer systems. Its functions are focused on pivotal tests and data required from automobile computers to assist in repairs. Not only does it streamline your repair process, but its economical price point is perfect for a fiscally responsible auto shop or DIY enthusiast.



COMPARISON OF AL200 vs AL300

AL200		AL300	
FEATURES	Reads & Clears DTCs	FEATURES	Reads & Clears DTCs
	Views Freeze Frame Data		Views Freeze Frame Data
	Retrieves I/M Readiness Status		Retrieves I/M Readiness Status
	Views Vehicle Information		Views Vehicle Information
			O2 Sensor Test
			On-board Monitor Test
			DTC Lookup
			Data stream
			EVAP Test
			Multilingual Menu (7): English, French, Italian, German, Portuguese, Russian, Spanish.
SPECIFICATIONS		SPECIFICATIONS	
	Display: 128x64 pixel display		Display: 1.77 in Color Display
	Operating Voltage: 9~16V		Operating Voltage: 9~18V
	Weight: 202g (0.45 lbs.)		Weight: 210g (0.46 lb)
			Storage Temperature: -20°C ~70°C (-4°F ~158°F)
			Operating Temperature: -10°C~50°C (14°F~122°F)
			Dimensions: 119 * 71.7 * 23.3 mm (4.68 * 2.82 * 0.91 in)

Code Readers

SmartDiag Mini

Get 5 Credits to Use on Any Vehicle Software

- With this device, you can choose the diagnostic software that matches your needs, including it in this compact and portable device. You can even add additional software modules instantly for a small fee.
- Customize your SmartDiag Mini by selecting which specific features you want to store on the device to make it more efficient.

The SmartDiag Mini is a pocket-sized OBD II code reader that provides easy and fast access to ECU information. Meant for the modern technician, this device lets experts and DIY'ers run diagnostics through smartphones and tablets. Compact and portable, it is perfect for both home garage projects and professional jobs. The SmartDiag Mini includes 15 different Maintenance Service Functions and a worldwide database with over 120 models. This tool also offers Automatic Diagnostic Reports, AutoVIN Technology, and an Online Feedback Function, among its many features.



KEY PROGRAMMING

The T-Ninja 1000 is an OBD II key programming tool for working with automotive immobilizer systems. Its integrated RFID Induction Slot reduces human error and picks up data instantly for greater shop efficiency. With real-time guided operations and built-in tips & hints, this product will minimize downtime and speed up your workflow. This cost-effective device maximizes its value with practical functions.



KEY PROGRAMMING

T-NINJA 1000

Performs Critical Key Programming with Ease

- Reads Pin Codes
- Programs All Keys Lost
- Adds Keys and Erases Keys
- Comes with an Integrated RFID Induction Slot


Every Function is Designed to be Intuitive

- Step-By-Step Operating Tips
- Key Programming through OBD - no soldering or EEPROM required.

Stay On Top of the Changing Industry and Get Maximum Vehicle Coverage

- Keep up with the Industry using TOPDON's Timely Upgrades, and Work on the Latest Vehicles
- The T-Ninja 1000 Database Houses over 5,000 Vehicle Model Details

The T-Ninja Box is TOPDON's newest programming tool for car keys & immobilizer systems. This powerful tool allows users to read and write key chip data, generate special keys, and more. With unmatched coverage, this is the ideal device for locksmiths and technicians to minimize outsourcing. Compatible with the Phoenix Series of diagnostic scanners, the T-Ninja Box is a reliable must-have tool for any auto shop.



KEY PROGRAMMING

T-Ninja Box

- Lock Reading & Writing.
- Supports 120 Bosch and 20 Siemens Engine ECU Manufacturers.
- Compatible with Engine, Automatic Transmission, CAS, Body, and Lock Systems.
- Reads & Writes 4th Gen VW UDS Engine Chips.
- Supports Replacement of 4th Generation Audi Models EZS.
- Mercedes Infrared Key Matching.
- Offers Continuously Upgrades, Preventing Obsolescence.

T-NINJA BOX ACCESSORY TABLE

Items	Description	ECU MCU	EEPROM
2*4 SOP8 Chip Adaptor	The EEPROM chip is placed on the adapter and is plugged it into the G3 dedicated socket.		AT24C01, 24AA1025, 25320, M24C01, AT24C256
EEPROM PCBA	Chips are soldered to this board and plug it into the G3. (This operation requires chip soldering)		AT24C01, 24AA1025, 25320, M24C01, AT24C256
MCU_V1 PCBA	For connecting the G3 and the MCU. (This operation requires chip soldering.)	1N35H, 5M48H, mCAS3+, 0L15Y,CAS3+, 0M23S, CAS3, 0L01Y, CAS2, 2K79X, R7F701033, CAS4 1L15Y, 2M25J, 1L15Y	
MCU_V2 PCBA	For connecting the G3 and the MCU. (This operation requires chip soldering.)	ELV J515(0L01Y) J518(1L59W)	
MCU Jump Wire	For connecting the G3 and MCU.	XDP512, MC9S12XX, MC68HC908XX	
Cable for 4th gen. VATS all-keys-lost matching.	After removing the instrument, connect the G3 and the instrument, and follow the prompts to place the probe in the specified position.	NEC 24C64(Q3), NEC 24C64(A1), NEC 24C64(2013)	
Data-collect cable for 4th gen. VATS all-key-lost matching.	After removing the instrument, connect the G3 to the instrument and wiring harness.	NEC35XX, Marelli NEC+95320, NEC 24C64 (A1), NEC 24C64 (2013)	
Data-collect key for Benz	For connecting the G3 to the ignition.	All-keys-lost matching, New key matching for Benz	

TOP KEY is TOPDON's new key matching tool made for car owners and professional technicians. This product's intuitive design requires no locksmithing or programming experience. The compact and reliable device simplifies key replacements, reduces costs, and minimizes the need to outsource. Add keys and remote controls, clear car fault codes, all from one portable device.



KEY PROGRAMMING

TOP KEY

- Get Key Matching Done Through Your Cell Phone with the TOP KEY App
- 8 Versions of TOP KEY with Different VCIs Built-in. Choose the One that Suits You Best!
- Built-in OBDII and EOBD Testing, Includes 10 Test Modes
- Average Adjustment Time of 5 Minutes
- TOP KEY is Completely Self-operated, Protecting Information and Key Privacy
- Portable and Compact



BATTERY SERVICE

Battery Testers

BT300P

- Built-In Printer to Generate Reports and Provide Results Instantly
- Results are 99.5% accurate
- Smoke-Free and Spark-Free Premium Copper Clamps
- 2.4" Color Screen



TOPDON's BT300P is a precise 12V lead-acid battery tester with a built-in printer. This portable and versatile battery tester can cover ten battery standards, maximizing your capabilities outside of the auto shop. Test a battery's actual CCA value, state of health, cranking system, and charging system with ease and provide top-quality battery service anywhere! This tool is ideal for both the DIY community and professional automotive technicians.

Battery Testers

BT600

Printing Reports in Real-Time Was Never This Easy

- With the BT500P, BT300P, and BT600, you can pick a battery tester that suits your needs and easily print test results in seconds.
- You won't have to worry about running out of ink with their Built-In Thermal Printer! No ribbons, cartridges, or other supplies are required; all you need is standard thermal paper.



The BT600 is TOPDON's newest advanced battery tester for 12V and 24V vehicles. With a 3.5" color screen and a built-in thermal printer, this tool offers the ultimate solution for accurate, fast, and convenient testing. It allows you to view all of your battery data with ease and print reports in real-time. The BT600 adopts a cutting-edge conductivity testing technology and includes reverse polarity protection against improper connections.

COMPARISON OF BT300P vs BT600P

BT300P

All the BT500P Features, Plus:

Results With **99.5%** Accuracy

2.4" Color Screen

Insulated ABS Shell

Smoke-Free & Spark-Free
Premium Copper Clamps

Electric Shock and Reverse
Polarity Protection

No Heat Generated

Wide Battery Coverage
CCA Range: 100 To 2000

BT600

All the BT300P Features, plus:

3.5" Color Screen

Battery Testers

BT200



The BT200 is a battery tester for 12V & 24V batteries with a 2.4" LD color screen. This device provides results in as little as 10 seconds, making it easier for you to move from one service to another. The BT200 allows you to retrieve the latest test in the data review section to avoid losing important information.

Battery Testers

BT100



The BT100 is a hand-held battery tester for 12V batteries. Providing quick, accurate, and efficient results, this device is a terrific addition to your toolbox. Its price, versatility, and dealer-level accuracy make the BT100 the right tool for the DIY community. Its easy-to-use software helps first-time operators get the job done with ease.

FEATURES AND COMPARISON OF BT100 VS BT200

BT100	BT200
	All of the BT100P Features, Plus:
Battery, Cranking, and Charging Tests	2.4" LCD Color Screen
Reverse Polarity Protection	
Data Review Function Retrieves the Latest Reports	
Supports 12V GEL, AGM, EFB, and Regular Flooded Batteries	Supports 12V & 24V VRLA, GEL, AGM, EFB, and Regular Flooded Batteries
Intuitive Interface with Step-By-Step Guided Procedures	
Small, Compact, and Durable Enclosure	
Premium Copper Clamps	

Ultimate Testing Solution

TOPDON's BT Series of Battery Testers can perform an in-depth analysis of your batteries, including:

- Battery Tests: State of Health, State of Charge, Voltage, Current, Rating, and Analysis
- Cranking Tests: Cranking Voltage, Time, and Analysis
- Charging Tests: Voltage Output and Analysis

Battery Testers

BT50

Improved Speed & Accuracy

- The BT50 adopts a cutting-edge conductivity testing technology to offer the most accurate and complete test results in seconds!

Rucial Features. Huge Coverage

- Offering the most essential features, this battery tester can perform battery, charging, and cranking tests on all types of 12V Lead-Acid batteries. With this tool, users can analyze the starting & charging systems on a wide array of batteries!

Review Data With Ease Anytime

- The BT50 includes a Data Review Function so users can get another look at their reports and any battery test-related information at any time.

Spark-Free Tech for Even More Protection

- Featuring innovative spark elimination technology, the BT50 provides unparalleled safety to its users and avoids the risks of overheating. It also includes reverse polarity protection to prevent improper connections that could result in battery damage.

Ideal For Everyone

- With superior value, an intuitive interface, and unparalleled efficiency, the BT50 is the ideal tool for users of all skill levels!

The BT50 is TOPDON's newest battery tester, equipped with the most advanced conductance testing technology to provide higher levels of precision and performance.

This tool also incorporates reverse polarity protection for extra safety, eliminating the risk of improper connections.

The BT50 supplies its users with critical information about the battery's health & status and identifies problems quickly, easily, and accurately. By combining value and efficiency, this tool is perfect not only for beginners but also for professionals.



Battery Testers

BT20

- Suitable for 12V Lead-Acid Batteries.
- Supports a 5-20V Test Range.
- Simple Convenient Bluetooth Connection.
- Intuitive and Easy-to-use App with Guided Operations.
- Displays the Voltage Waveform Graphs in its App.
- Includes High-Precision Voltage Detection.
- Offers Real-Time Voltage Monitoring.
- Full Functionality Includes Battery, Charging, Cranking Tests and Voltage Test (no-load& load).
- Displays Battery Life, Charge & Discharge Status, and More.
- Highly Accurate Load Testing Method.
- Data Playback Function.
- Generates Reports for Easy Sharing and Troubleshooting.
- LCD High-Resolution Screen.

The BT20 is an entry-level wireless 12V battery tester. Equipped with a full range of features, this tool is suitable for the most common 12V lead-acid battery types. Taking the BT series to a greater level, it offers high-precision voltage detection and real-time voltage monitoring. This easy-to-use device lets any user, regardless of skill level, view voltage waveform graphs and test reports through an app. Its load test method provides accurate results, making the BT20 a battery tester with superb cost-effectiveness.



Battery Testers

BTMobile ProS

- Turns Your Diagnostic Scan Tool Into a Battery Tester
- Compatible with the Phoenix Series of Scanners
- 3 LED Indicators
- Battery, Cranking, and Charging Tests
- Tablet Compatibility
- Dual Bluetooth 3.0/4.0
- Test Voltage: 12V
- Test Range: 100~2000CCA
- Battery Type: Regular flooded, AGM, EFB, GEL
- Test Standards: CCA, BCI, CA, MCA, JIS, DIN, and more



The BTMobile ProS is an advanced-level wireless battery tester designed especially for professional technicians. This tool provides accurate test results in less than a minute, improving your shop's productivity and reducing downtime. With its dual Bluetooth connection and wider compatibility, this device offers power and flexibility. **Compatible with TOPDON's Phoenix Series of Scanners**, this device can turn your Diagnostic Scan Tool into a Battery Tester.





Battery Testers

BTMobile Pro

- 3 LED Indicators
- Battery, Cranking, and Charging Tests
- Bluetooth 4.0 / up to 10m Transmission distance
- Smartphone and Tablet Compatibility (Android/iOS)
- Test Voltage: 12V
- Test Range: 100~2000CCA
- Battery Type: Regular flooded, AGM, EFB, GEL
- Test Standards: CCA, BCI, CA, MCA, JIS, DIN, and more



TOPDON's BTMobile Pro is a Bluetooth battery, cranking and charging system analyzer ideal for DIY users. The compact enclosure is designed for superior durability. The BTMobile Pro comes with a "battery library" that makes it easier for users to look up which battery is suitable for each vehicle, providing reliable data and reducing human error.

Battery Testers

BTMobile Lite

- Battery Test: State of Health, State of Charge, Voltage, Current, Rating, and Analysis
- Cranking Test: Cranking Voltage, Time, and Analysis
- Charging System Test: Voltage Output and Analysis
- Provides Accurate Results in Less Than 10 Seconds
- Includes 2 LED Indicators
- Bluetooth 4.0 / Up To 65" Transmission
- Smartphone Compatibility



The BTMobile Lite is a wireless 12V battery tester that offers a convenient way to run battery, cranking, and charging tests – all from one compact and portable device that can be stored in the glove box. Simply clamp the battery terminal correctly, then run the tests from your phone. This is an easy-to-use product ideal for the DIY community while providing reliable results with extreme accuracy.



FEATURES AND COMPARISON OF BTMOBILE LITE VS PRO VS PROS

BTMobile Lite	BTMobile Pro	BTMobile ProS
	All BTMobile Lite's Features, plus:	All BTMobile Lite's Features, plus:
Supports 12V Batteries	3 LED Indicators	Compatible with the Phoenix
Battery, Cranking, and Charging Tests	24v Cranking, and Charging Tests	Series of Diagnostic Tools
2 LED Indicators	Compatible with the smartphone and pad	Battery Library
Smartphone Compatibility	Battery Library	

Your Complete Solution for Wireless Battery Testing

- The BT Mobile Series of tools provide you the most convenient, compact, and portable solution for battery testing.
- This advanced tool is small enough to fit in any technician's toolbox, providing more value to battery recommendations.

Jump Starters

JumpSurge3000

Be Ready for Anything

- 45 Jump Starts on a Full Charge
- Boost Function Revives Dead or Damaged Batteries
- Sturdy Outer Housing is Resistant to splash, Dust, and Wear

Have Brighter Light In Emergency Situations

- 400 Lumens Flashlight With 3 Different Modes - Steady Light, SOS, and Strobe

Safety Features Protect You Every Time the JumpSurge 3000 is in use

- Innovative Stop Spark™ Sensors Protect the battery and the user against reverse polarities, short circuits, over-currents, reverse charges, over discharges, over temperatures, and low temperatures

The JumpSurge3000 is a 3000 Peak Amp jumpstarting tool and power bank for vehicles on and off the road. This device supports vehicles with 12V batteries on up to 9L gas engines and 7L diesel engines. Capable of 45 jump starts on a single charge, the JS3000 is a robust and powerful tool capable of bringing a battery “back to life” in only 1 second. Its multiple protection systems and fast charging capability will keep you ready for anything, no matter where you go or what you drive.



COMPARISON OF JS2000 VS JS3000

JS2000	JS3000
16000mAh	24000mAh
Boost Function Revives Dead or Damaged Batteries	Boost Function Revives Dead or Damaged Batteries
Innovative Stop Spark™ Sensors designed to pause if used too many times within 10 minutes. This prevents overheating and damage.	Innovative Stop Spark™ Sensors designed to pause if used too many times within 10 minutes. This prevents overheating and damage.
Jump Start Batteries Within 1 to 2 Seconds	Use the 3000 Peak cranking amps and give life-saving jumps in 1 second.
300 Lumens Flashlight With 3 Different Modes - Steady Light, SOS and Strobe	400 Lumens Flashlight With 3 Different Modes - Steady Light, SOS and Strobe
Heavy-Duty Premium Copper Clamps	Heavy-Duty Premium Copper Clamps
USB Quick Charge 3.0 Port	USB Quick Charge 3.0 Port PD45W in/out
Up to 35 Jump Starts Per Charge	Up to 45 Jump Starts Per Charge
Sturdy Outer Housing Resistant to Water, Dust, and Wear	Sturdy Outer Housing Resistant to Water, Dust, and Wear
Revive up to 8L gas vehicles, 6L diesel vehicles	Revive up to 9L gas vehicles, 7L diesel vehicles
Smart Protection Features Prevent 7 Serious Hazards: Reverse Polarities, Short Circuits, Over Currents, Reverse Charges, Over Discharges , Over Temperatures and Low Temperatures.	Smart Protection Features Prevent 7 Serious Hazards: Reverse Polarities, Short Circuits, Over Currents, Reverse Charges, Over Discharges , Over Temperatures and Low Temperatures.

Jump Starters

JumpSurge2000

- 35 Jump Starts on a Full Charge
- Boost Function Revives Dead or Damaged Batteries
- Innovative Stop Spark™ Sensors
- 300 Lumens Flashlight
- USB Quick Charge 3.0 Port
- Sturdy Outer Housing is Resistant to Water, Dust, and Wear



The JumpSurge2000 is a 2000 Peak Current power bank and jump-starter for 12V battery vehicles (up to 8L gas engines and 6L diesel engines). Its Boost Function™ jumpstarts dead or damaged batteries – a must-have for all drivers! With the JS2000, you'll be able to make up to 35 jumps on a single charge, never be stranded with a dead battery! The built-in LED flashlight keeps you out of the dark, and the power bank function allows you to fully charge your mobile devices in less than an hour.

Jump Starters

JumpSurge1200

- 25 Jump Starts on a Full Charge
- Boost Function Revives Dead or Damaged Batteries
- Innovative Stop Spark™ Sensors
- 300 Lumens Flashlight
- USB Quick Charge 3.0 Port
- Sturdy Outer Housing is Resistant to Water, Dust, and Wear



The JumpSurge1200 is a 1200 Peak Cranking Amp power bank and jump-starter for 12V battery vehicles (up to 6.5L on gas engines, and 4L on diesel engines). The JS1200 allows you to revive your battery, and never get stranded on the road! It comes with a Boost Function™ that can start dead or damaged batteries and can charge all your devices faster than a standard charger. The JumpSurge1200 is the ideal on-the-go tool for drivers who want to be prepared for the unexpected.

COMPARISON OF JS1200 VS JS2000

JS1200	JS2000
10000mAh	16000mAh
Boost Function Revives Dead or Damaged Batteries	Boost Function Revives Dead or Damaged Batteries
Innovative Stop Spark™ Sensors designed to pause if used too many times within 10 minutes. This prevents overheating and damage.	Innovative Stop Spark™ Sensors designed to pause if used too many times within 10 minutes. This prevents overheating and damage.
1200 Peak Cranking Amps	2000 Peak Cranking Amps
300 Lumens Flashlight With 3 Different Modes - Steady Light, SOS and Strobe	300 Lumens Flashlight With 3 Different Modes - Steady Light, SOS and Strobe
Heavy-Duty Premium Copper Clamps	Heavy-Duty Premium Copper Clamps
USB Quick Charge 3.0 Port	USB Quick Charge 3.0 Port
Up to 35 Jump Starts Per Charge	Up to 35 Jump Starts Per Charge
Sturdy Outer Housing Resistant to Water, Dust, and Wear	Sturdy Outer Housing Resistant to Water, Dust, and Wear
Revive up to 6.5L gas vehicles, 4L diesel vehicles	Revive up to 8L gas vehicles, 6L diesel vehicles
Smart Protection Features Prevent 7 Serious Hazards: Reverse Polarities, Short Circuits, Over Currents, Reverse Charges, Over Discharges , Over Temperatures and Low Temperatures.	Smart Protection Features Prevent 7 Serious Hazards: Reverse Polarities, Short Circuits, Over Currents, Reverse Charges, Over Discharges , Over Temperatures and Low Temperatures.

Power Station

Hurricano200

- **Battery Capacity:** 36000mAh, 129.6Wh
- **USB Output:** 5V/3.1A (Max)
- **Charging Input:** DC 15V/2A
- **Charging Time:** 6~7 Hours (DC 5V/2A)
- **DC Power:** DC 9~12.6V/10A
- **AC Power:** 200W (Continuous); 250W (Peak)
- **AC Output:** AC 100V~240V 50~60Hz
- **Cycle Life:** >500
- **Working Temperature:** -20°C~40°C (-4°F - 104°F)



TOPDON's Hurricano200 keeps your batteries charged when the power goes out. The Hurricano serves as a portable lithium power station specially designed for charging our day-to-day electronic devices. This is the ideal portable charging tool for home use, camping, fishing, and other outdoor activities. But it doesn't stop there! It features a built-in flashlight and multi-use outputs designed for laptops, phones, vacuums, air pumps, and more. The Hurricano200 keeps you prepared for anything from natural disasters, to power outages to the family camping trip.

Battery Chargers

Tornado90000

Adjustable Modes and Functions for Precise Work

- 6 Charging Modes to Ensure the Right Current and Voltage
- Output at All Times, Taking Out the Guesswork and Preventing Human Error
- Adjustable Current and Voltage Function: Adjusts the Voltage Range from 11-15.8V and 22-31.6V
- Adjustable Charging Currents of 5-90A (12V) and 5-45A (24V)

Programming and Wide Charging Coverage Maximize Your Efficiency

- ECU Programming Voltage Stabilizer
- Suitable for Batteries from 20-2800Ah. Charge a Wide Variety of 12V and 24V Batteries, Such as AGM, WET, GEL, MF, CAL, and EFB

Maximum Built-In Safety Functions For Working with High Voltages

- Protects Against Reverse Polarities, Reverse Charges, Short Circuits, Overheating, and Over-voltages
- Built-in Temperature Sensor Protects the Device Being Charged



The Tornado90000 is TOPDON's newest professional-grade smart charger. Offering improved capabilities, this device is suitable for all types of 12V and 24V lead-acid batteries ranging from 20Ah to 2800Ah. The Tornado90000 works as an ECU Programming Voltage Stabilizer, has built-in temperature sensors, and 6 programmable charging modes. Superior functionality expands your auto shop's capabilities, letting you do more than ever before.

Battery Chargers

Tornado30000

Maximum Versatility

- Works on 6V, 12V, & 24V Batteries
- 12 Charging Modes
- 3 Charging Currents: 30A, 15A, and 10A

Additional Testing and Charging Capabilities Let You Do More

- Charges Multiple Batteries at Once
- Checks for Sulphation and Acid Stratification

Built-In Safety For Working With High Voltages

- 9-Step Smart-Charging
- Protects Against Reverse Polarities, Reverse Charges, Short Circuits, Overheating, and Over-voltages
- Splashproof, ABS Flame Retardant, Prevents Sparks



The Tornado30000 is an upper-mid-level smart charger made for personal or commercial use. It can revive 6V, 12V, and 24V lead-acid batteries as well as 12V lithium batteries. This device supports a range of battery capacities from 50Ah to 1000Ah. With a 9-step smart charging method and 12 charging modes, the Tornado30000 provides unparalleled protection and charging capabilities for its users.

COMPARISON OF TORNADO30000 VS TORNADO90000

Tornado30000

Works on 6V, 12V, & 24V Batteries

9 Step Smart-Charging

12 Charging Modes

3 Charging Currents: 30A, 15A,
and 10A

Charges Multiple Batteries at Once

Checks for Sulphation and Acid
Stratification

Protects Against Reverse Polarities,
Reverse Charges, Short Circuits,
Overheating, and Over-Voltages

Tornado90000

The Current and Voltage Edit
Function adjusts the voltage range
from 11-15.8V and 22-31.6V

9 Step Smart-Charging

6 Programmable Charging Modes

The T90000 also offers two
adjustable charging currents of 5-90A
(12V) and 5-45A (24V).

Power a wide array of in-car appliances,
including tire inflators, car vacuums, car
fridges, and much more.

ECU Programming Voltage Stabilizer

Protects Against Reverse Polarities,
Reverse Charges, Short Circuits,
Overheating, and Over-Voltages

Built-in Temperature Sensor

A Stable Power Supply for Your Devices

Battery Chargers

TB8000

- 9-Step Smart Charging System
- Instantly Checks Battery Sulphation and Acid Layer
- Promotes Repair of Lost Battery Performance
- 6 Charging Modes: 12V Norm, 12V Cold, 12V Lithium, 12V Small Norm, 6V Norm, and 12V Repair
- Offers a Voltage Detection Function
- ABS Flame-Retardant, IP66 Waterproof, and Dustproof Housing
- Suitable For AGM, WET, GEL, MF, CAL, EFB, and More Batteries
- 5 Built-In Protections (Reverse Polarity, Reverse Charge, Short Circuit, Overheating, And Over-Voltage)

The TB8000 is TOPDON's newest smart charger - a must-have tool for the DIY community. This product works on 6V/12V lead-acid batteries, 12V lithium batteries and supports a wide range of capacities from 15Ah to 260Ah. With a 9-step smart charging method and six charging modes, the TB8000 provides extra protection to batteries and users alike.



Battery Chargers

TB6000Pro

2 In 1 Smart Battery Charger & Tester

- The bridge between a smart automotive charger and a professional battery tester.

Customizable 9-Step Charging Mode

- The TB6000Pro allows you to customize the 3 modes of charging and set the run time. Set the voltage between 6 and 16V, the current between 1 and 6A adjustment with maximum precision to give your battery attentive protection. The expert mode allows users to set their own specs for each of the 9-steps, and allows you to charge and generate a waveform preview graph in the App.

Automatic Battery Maintenance and Monitoring

Timed Automatic Charging

- The smart safety functions not only protect you, but also save you money. Use the cumulative billing function to help you save electricity and keep your bills down.

Review battery data with ease anytime

Safe: Water and Dirt-Resistant

The TB6000Pro is a hi-tech 2-in-1 battery charger and battery tester. It features 9-step smart charging technology for fast and safe charging of 6v/12v lead-acid batteries and 12v lithium batteries. The TB6000Pro pairs to smartphones via Bluetooth to customize and monitor the battery charging. It supports voltages between 6-16V, currents between 1-6A, and can make adjustments with high precision, and timed charging through the device's app.

Not just a charger, but also a battery tester. Using a superior testing method, It can run battery, cranking, and charging tests with greater accuracy. Gain and provide critical battery knowledge to your customers.

This two-in-one battery tool offers technicians incredible functionality and versatility.



Battery Chargers

Tornado1200

- Battery Charger, Trickle, Maintainer, Charger & Desulfator
- 5-Step Smart Charging Technology
- Compatible with 6V & 12V Lead-acid and 12V Lithium-ion Batteries from 10Ah up to 80Ah
- 5 Unique Charging Modes to Suit Requirements for Small and Large Batteries Even in Cold Temperatures
- Charges 2X Faster Than Ordinary Battery Tools
- 5 Built-in Protections Against Reverse Polarity, Over Voltage, Over Charging, Over Heating & Low Voltage
- Safe 24/7 Connection, UV & IP65 Water-resistant
- Compact Design & Intuitive LED Indicators



The Tornado1200 is a 6V & 12V Lead-Acid Battery and Lithium-Ion Battery charger. Featuring a battery maintainer, trickle charger, and battery desulfator, this is an all-in-one battery tool. The Tornado1200 offers multi-step protection for small and large batteries even in cold temperatures and is housed in a rugged, water-resistant enclosure. The versatility and durability mean this product will last longer and save you money in the long run.

Battery Chargers

Tornado4000

Expands on the T1200's capabilities by offering:

- 10-Step Smart Charging technology
- Compatible with 6V & 12V Lead-Acid Batteries, and 12V Lithium-Ion Batteries up to 150Ah
- 8 Unique Charging Modes to Suit Requirements for Small and Large Batteries Even in Cold Temperatures



The Tornado4000 is a versatile and safe all-in-one battery charger. With this product, you can reverse the damaging effects of a battery left uncharged for extended periods of time, saving you the money that would be spent replacing the battery. The Tornado4000 minimizes energy consumption when full power is not needed, improving the performance and longevity of the batteries in your shop. Intelligent microprocessors charge two times faster than standard chargers, allowing you to offer timely and efficient service to your customers.

COMPARISON OF TORNADO1200 VS TORNADO4000 VS TB8000

Tornado1200	Tornado4000	TB8000
Battery charger, trickle, maintainer, charger & desulfator	Battery maintainer, trickle charger, plus battery desulfator	Battery maintainer, trickle charger, plus battery desulfator
5-Step 1.2A Smart Charging technology	10-Step 4A Smart Charging technology	9-step 12A/4V Smart Charging Technology
Compatible with 6V & 12V Lead-acid and 12V lithium-ion batteries from 10Ah up to 80Ah	Charges 2X faster than ordinary battery chargers	Charges 3X Faster Than Ordinary Battery Chargers
5 Built-in protections against Reverse Polarity, Over Voltage, Overcharging, Overheating & Low Voltage	Universally compatible with 6V & 12V Lead-acid, and 12V lithium-ion batteries up to 150Ah	Compatible with 6V&12V Lead-Acid, and 12V Lithium-Ion Batteries Up To 260Ah
Safe 24/7 connection, UV & IP65 water resistant	5 Built-in protections against Reverse Polarity, Over Voltage, Overcharging, Overheating and Low Voltage	5 Built-In Protections Against Reverse Polarity, Over Voltage, Overcharging, Overheating and Low Voltage
5 Unique Charging Modes	Safe 24/7 connection, UV & IP65 water resistant	Safe 24/7 Connection, UV & IP65 Water-Resistant
	8 Unique Charging Modes	6 Unique Charging Modes

OTHERS

OTHERS

ITC 629

- Large 3.2" Full Angle TFT Display
- Display Resolution 320x240 pixels
- Visible Image Resolution 300,000 pixels
- Field angle 35°x26°



The ITC629 Infrared Thermographic Camera gives you a different kind of diagnostic capability by letting you see temperature-related issues. Check for hot and cold spots throughout the car with a 3.2" full angle view and TFT display. Find hidden problems on common heat sources, including internal combustion engines, heated seats, brakes, heated glass, tire performance, and more.

OTHERS

TC001/TC002

- Accurate temperature measurement detects Temperatures Ranging From -20°C to 400°C(-4°F to 752 °F).
- Preset the Temperature Range to Automatically Detect and Mark Abnormal Temperatures.
- Record Temperature Data Through the App.
- High-Quality Image Display With a High-Resolution Camera(256 X 192).
- Heavy-Duty Aluminum Enclosure, with a 2m drop test rating.
- Highly portable.
- Two models are available to support IOS and Android respectively, and can also be used with Smartphones and PCs.
- Use the app to view the real-time temperature graph.
- Features a new and improved processor with faster speed in a smaller package.



The TC Series turns a smartphone into a thermal imager. With this device, a technology that only belonged to special forces now comes to your smartphone. With many real-world applications, it can be used for cylinder inspections, insulation inspections, and water leak inspections.

The TC001/TC002 is designed to provide accurate thermal imaging for everyone, whether the job is home repair, or professional automotive services.

CONTACT US

www.topdon.com

sales@topdon.com

support@topdon.com

Social Media: [@topdonofficial](#) | [@topdonusa](#)



(North America) +1-833-629-4832

(Global Headquarters) +86-755-21612590

©2022 TOPDON

ADDRESS

CHINA TOPDON HQ

Unit 2005 20/F, No.3040 Xinghai Avenue,

Qianhai Shimao Tower,

Qianhai Shenzhen-HongKong Cooperation Zone,

Shenzhen, PR, China | 518000

USA TOPDON Office

400 Commons Way, Suite A Rockaway, NJ 07866
